



COMMONWEALTH OF THE BAHAMAS

2022

CENSUS OF POPULATION AND HOUSING



**OFFICIAL CENSUS
RESULTS AND DATA HIGHLIGHTS SUMMARY**



CENSUS OFFICE
BAHAMAS NATIONAL STATISTICAL INSTITUTE
BELLAGIO PLAZA, MADEIRA STREET
P.O. BOX N-3904 PH. 604-4000
NASSAU, BAHAMAS
<https://bahamas.gov.bs/statistics>

BAHAMAS NATIONAL STATISTICAL INSTITUTE
OFFICIAL 2022 CENSUS RESULTS AND DATA HIGHLIGHTS

The Bahamas National Statistical Institute (formerly the Department of Statistics) is pleased to release the Official 2022 Census population results and data highlights.

The Official 2022 Census of Population and Housing showed the Total Population of The Bahamas to be 398,165 with a sex distribution of 191,667 males and 206,498 females. This count included all persons who on April 4th, 2022 (Census Day) were residents of The Bahamas, regardless of their legal status (i.e. all immigrants whether legal or irregular). Included in the total population are also students studying abroad and Bahamians serving in the diplomat corps while living abroad.

Figure 1. Total Population

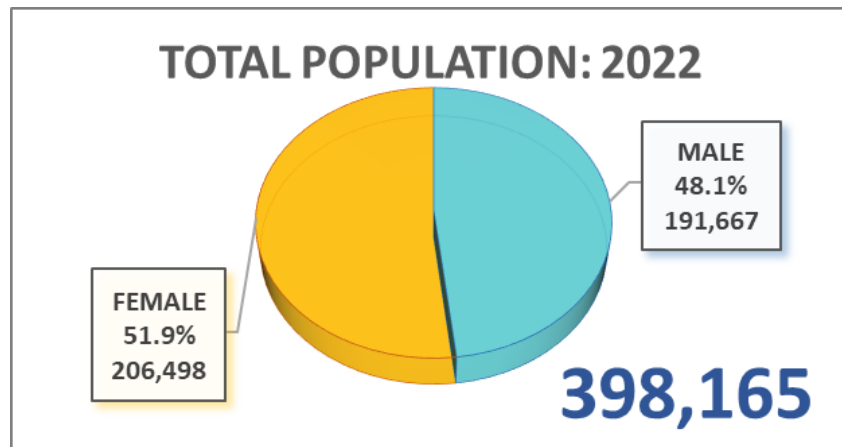
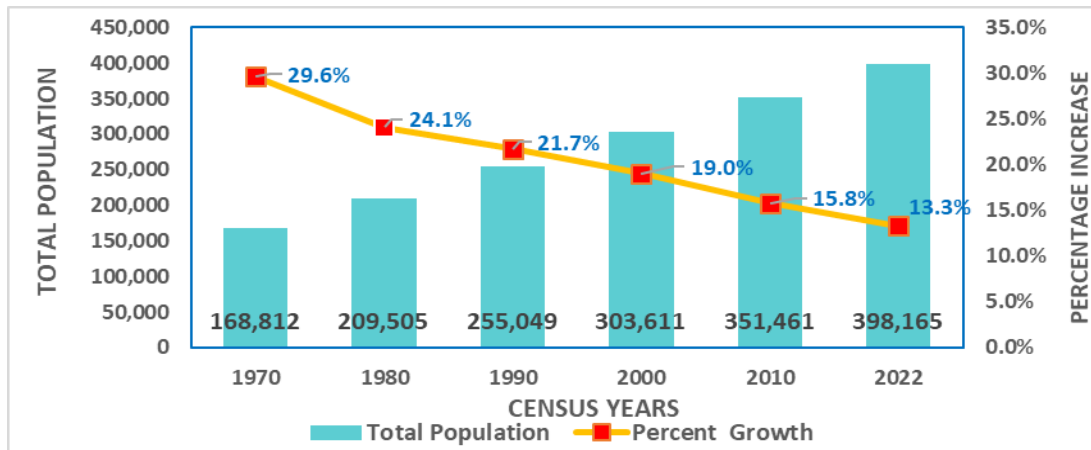


Figure 2 showed that the population of the Bahamas for the last several Censuses continues to increase steadily. However, the average annual growth rate revealed that whilst the Bahamian population is growing, the rate at which it is growing is declining - 1.6% in 2010 to 1.2% in 2022 (see Figure 3).

Figure 2. Population Trends and Percentage Increase 1970 – 2022



Note: All tables and graphs refer to All Bahamas unless otherwise stated.

Figure 3. Population and Average Annual Growth Rate (%) 1970 – 2022

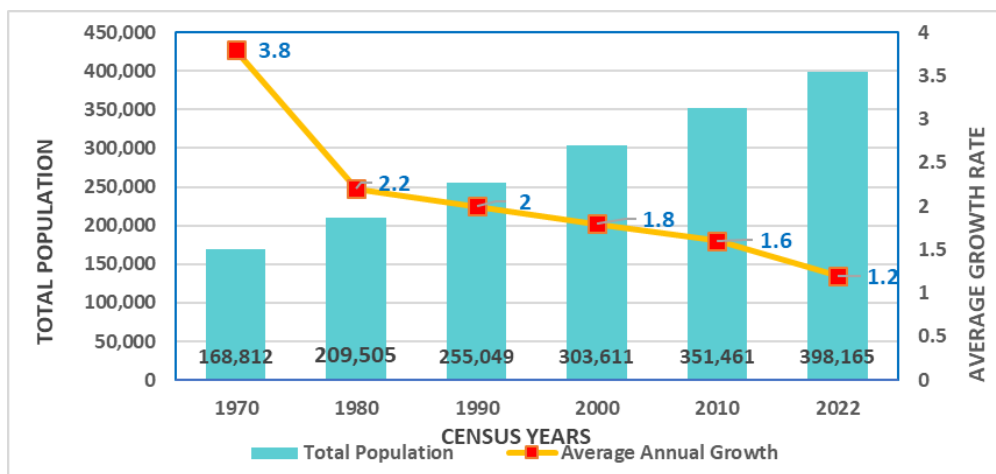
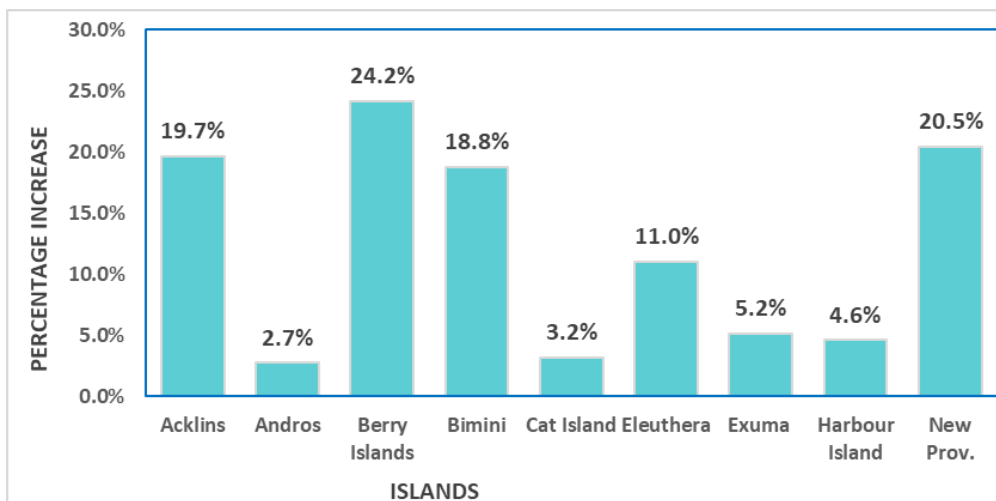
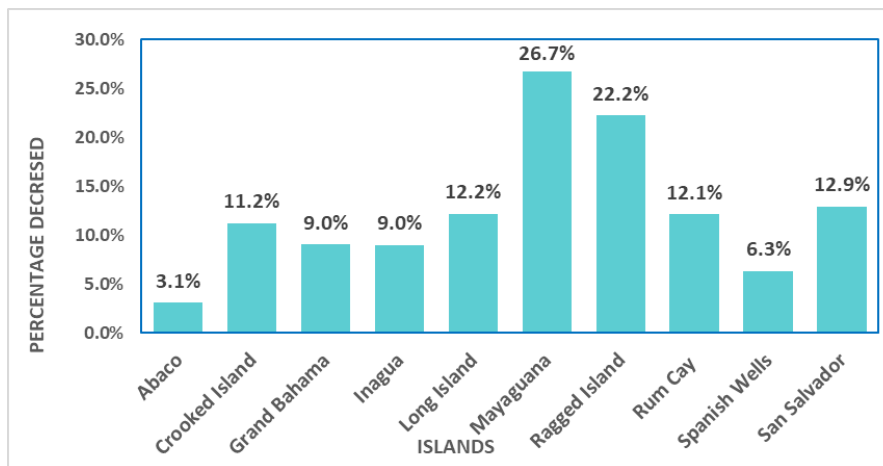


Figure 4. Increase in Population by Island 2022



According to Figure 4 above, the following islands recorded increases in the population: - New Providence (20.5%), Acklins (19.7%), Andros (2.7%), Berry Islands (24.2%), Bimini (18.8%), Cat Island (3.2%), Eleuthera (11.0%), Exuma and Cays (5.2%) and Harbour Island (4.6%). Historically, the capital, New Providence has always registered the largest absolute increase in population and the 2022 Census is no exception recording an increase of 50,403 persons, despite the Berry Islands outpacing New Providence's percentage increase by 3.7 percentage points.

Figure 5. Decrease in Population by Island 2022



Several Family Islands experienced a decrease in population led by Mayaguana (26.7%) followed by Ragged Island (22.2%). Other significant decreases were Grand Bahama (9.0%), Abaco (3.1%), Crooked Island (11.2%), Inagua (9.0%), Long Island (12.2%), San Salvador (12.9%), Rum Cay (12.1%) and Spanish Wells (6.3%) (see Figure 5).

Figure 6. Geographical Distribution of Population for Selected Islands

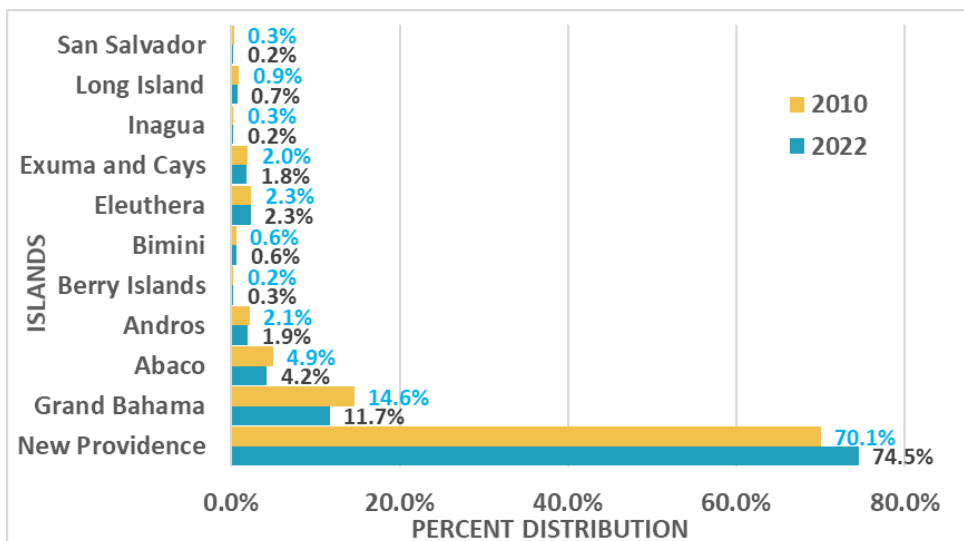
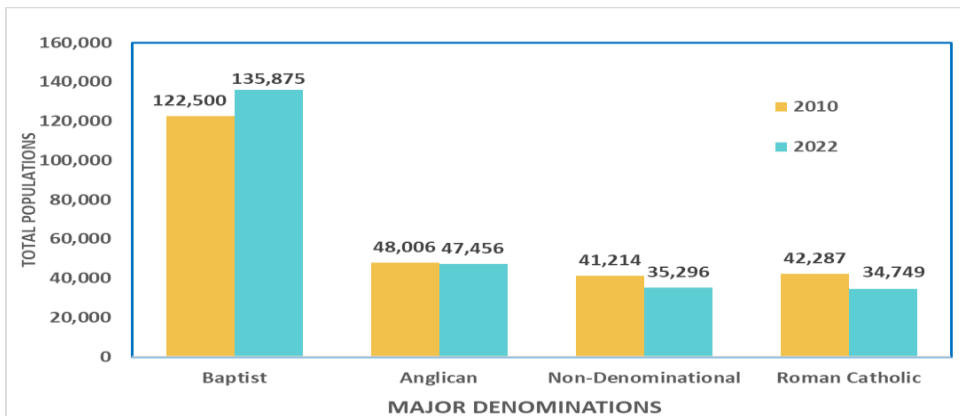


Figure 6 shows the geographical distribution of the population for selected islands. New Providence accounted for 74.5% of the population (296,732). Grand Bahama and Abaco both registered a decrease in population share. Grand Bahama's count of 46,740 persons, accounted for 11.7% of the population compared to 14.6% in 2010. Abaco recorded a population of 16,695, accounting for 4.2% of the population compared to 4.9% in 2010. A further analysis of the percentage distribution of population by island revealed that several of the islands experienced a decrease in its percentage share in 2022 compared to 2010. These islands included: Andros, Exuma, Inagua, Long Island, and San Salvador.

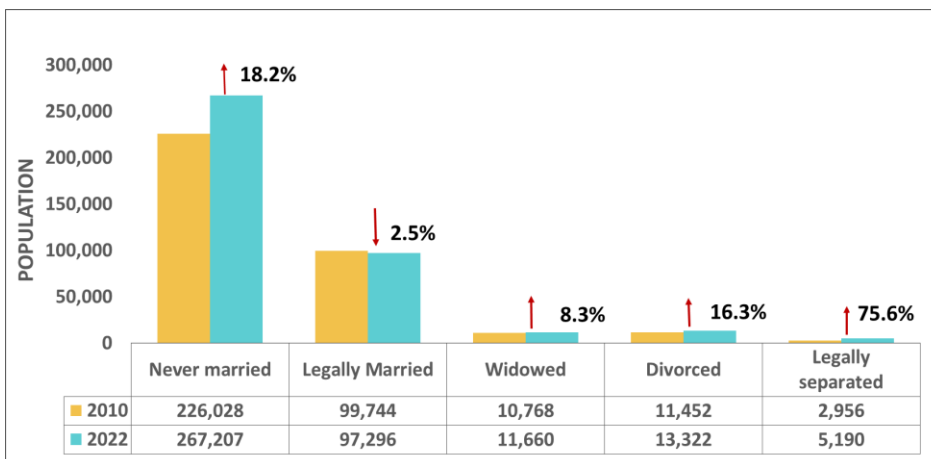
OTHER CENSUS HIGHLIGHTS

Figure 7. Leading Religious Denominations 2010 and 2022



Over the past several censuses, the three principal religious denominations were Baptist, Anglican and Roman Catholic. However, the 2022 Census results revealed a shift in this tradition. The three main religious denominations in 2022 were Baptist, Anglican and Non-Denominational (which includes Other Christian Denominations).

Figure 8. Total Population by Marital Status: 2010 and 2022



The percentage change between intercensal years (2010 and 2022) revealed that the married category decreased by 2.5%. However, all other marital status categories experienced increases: - the never married group increased by 34.5%; the widow and divorced categories increased, 8.3% and 16.3 %, respectively. Notably, the legally separated group grew from 2,956 persons in 2010 to 5,190 persons in 2022, noting a significant increase of 75.6%.

Table 1. Number of Households and Average Household Size by Island 2010 and 2022

ISLAND	2010			2022		
	POPULATION	HOUSEHOLDS	AVERAGE HOUSEHOLD SIZE	POPULATION	HOUSEHOLDS	AVERAGE HOUSEHOLD SIZE
All Bahamas	351,461	102,862	3.4	398,165	119,138	3.3
New Providence	246,329	70,222	3.5	296,732	79,659	3.7
Grand Bahama	51,368	15,140	3.4	46,740	17,821	2.6
Abaco	17,224	5,197	3.3	16,695	6,191	2.7
Acklins	565	209	2.7	676	232	2.9
Andros	7,490	2,373	3.2	7,695	2,723	2.8
Berry Islands	807	342	2.4	1,002	516	1.9
Bimini	1,988	751	2.7	2,361	1,130	2.1
Cat Island	1,522	608	2.5	1,570	719	2.2
Crooked Island	330	124	2.7	293	130	2.3
Eleuthera	8,202	2,718	3.0	9,104	3,695	2.5
Exuma And Cays	6,928	2,028	3.4	7,287	2,348	3.1
Harbour Island	1,762	597	3.0	1,843	901	2.1
Inagua	913	319	2.9	831	371	2.2
Long Island	3,094	1,119	2.8	2,718	1,317	2.1
Mayaguana	277	107	2.6	203	113	1.8
Ragged Island	72	26	2.8	56	28	2.0
San Salvador	940	342	2.8	819	340	2.4
Rum Cay	99	40	2.5	87	46	1.9
Spanish Wells	1,551	600	2.6	1,453	858	1.7

The 2022 Census recorded 119,138 households, an increase of 16,276 or 15.8% compared to 2010. The average household size decreased from 3.4 in 2010 to 3.3 in 2022. New Providence accounted for 79,659 of these households, with an average household size of 3.7, which was higher than the national average. Grand Bahama's household count increased from 15,140 in 2010 to 17,821 in 2022; however, the household size decreased from 3.4 to 2.6 in 2022. Similarly, to Grand Bahama, Abaco also experienced an increase in the number of households and a decrease in the average household size from 3.3 to 2.7 in 2022. A further examination of the 2022 household data revealed a decrease in average household size for the majority of the other Family Islands compared to 2010.

More detailed information will be made available on the Bahamas National Statistical Institute's website (formerly the Department of Statistics). Additional information will be released by the Census Office as it becomes available.

Contact: kimsaunders@bahamas.gov.bs

kimberleyrolle@bahamas.gov.bs